



# JURASSIC WORLD

DOMINION

ACTIVITY PACK



TM & © 2021 UNIVERSAL STUDIOS  
& AMBLIN ENTERTAINMENT, INC.







**FEEDING TIME!**

### ATROCIRAPTORS

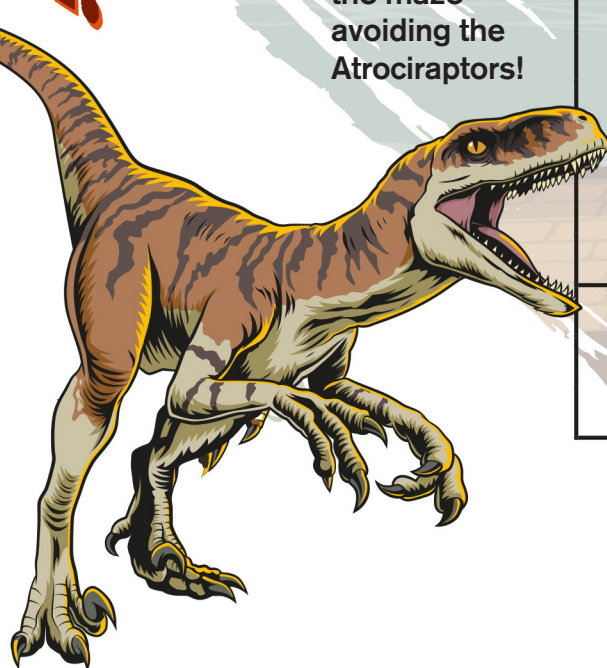
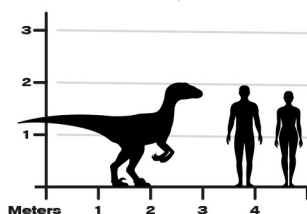
Name meaning: Savage thief

Diet: Carnivore

Length: 2 meters (6.6 feet)


Weight: 15 kilograms (33 lbs)

Location: Alberta, Canada



**START**

Find your way through the maze avoiding the Atrociraptors!



**FINISH**



**MAZE**




TM & © 2021 UNIVERSAL STUDIOS & AMBLIN ENTERTAINMENT, INC.





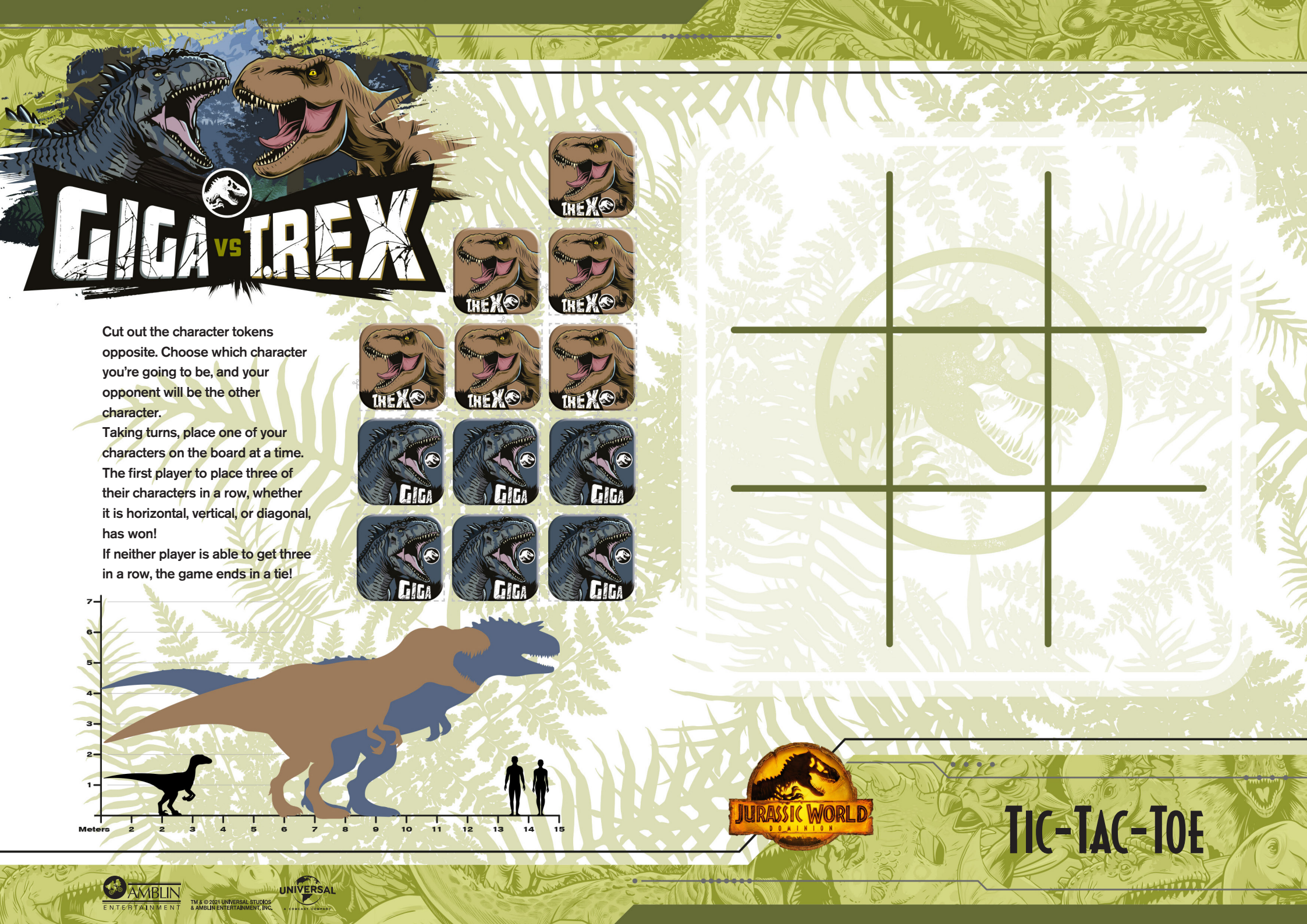
COLOUR IN



TM & © 2021 UNIVERSAL STUDIOS  
& AMBLIN ENTERTAINMENT, INC.





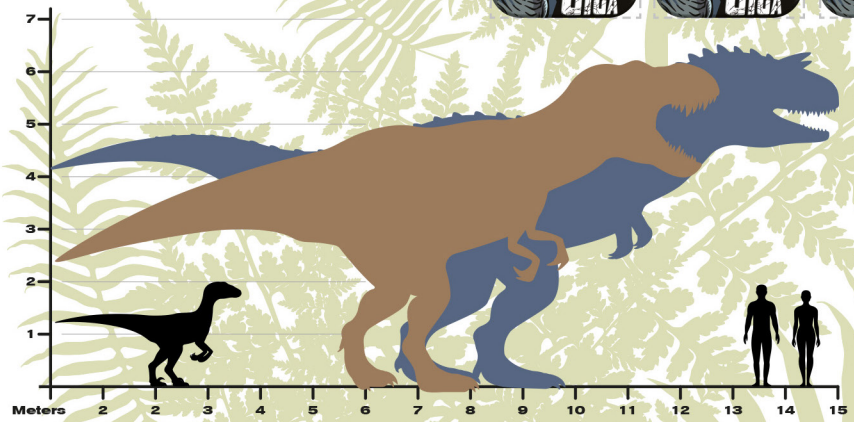



Cut out the character tokens opposite. Choose which character you're going to be, and your opponent will be the other character.

Taking turns, place one of your characters on the board at a time.

The first player to place three of their characters in a row, whether it is horizontal, vertical, or diagonal, has won!

If neither player is able to get three in a row, the game ends in a tie!



# TIC-TAC-TOE



TM & © 2021 UNIVERSAL STUDIOS & AMBLIN ENTERTAINMENT, INC.





# COMPLETE THE SCENE



Using pens, crayons, or  
paints can you help bring  
this unfinished scene to life?

## PYRORAPTOR

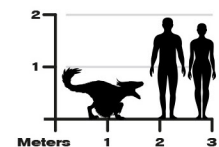
Name meaning: Fire thief

Diet: Carnivore

Length: 2.4 meters (8 feet)

Weight: 34.9 kilograms (77 lbs)

Location: Europe



TM & © 2021 UNIVERSAL STUDIOS  
& AMBLIN ENTERTAINMENT, INC.







T.REX



GIGA



PYRORAPTOR



ATROCIRAPTORS



DILOPHOSAURUS



PARASAUROLOPHUS



SINOCERATOPS



MOSASAURUS



THERIZINOSAURUS



BLUE & BETA

Cut out all 20 cards above and on the following page. Place the cards face down on a flat surface and spread them out so they are not on top of each other. Player 1 flips two cards to try to find a matching pair. If the cards match, Player 1 keeps the cards and gets to go again. If they do not match, the cards are flipped back over and it is Player 2's turn. Continue until all the pairs are discovered. Whoever has the most pairs at the end wins!



# MATCHING PAIRS






T.REX



GIGA



PYRORAPTOR



ATROCIRAPTORS



DILOPHOSAURUS



PARASAUROLOPHUS



SINOCERATOPS



MOSASAURUS



THERIZINOSAURUS



BLUE & BETA



MATCHING PAIRS



COLOUR IN

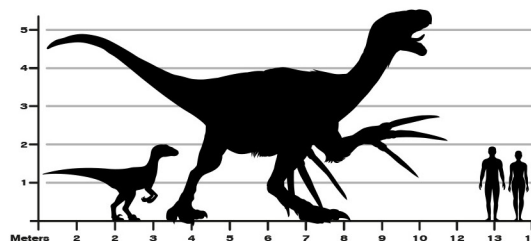



TM & © 2021 UNIVERSAL STUDIOS  
& AMBLIN ENTERTAINMENT, INC.





# WORD SEARCH



## THERIZINOSAURUS

Name meaning: Scythe lizard

Diet: Herbivore

Height: 5-6 meters (16.4-19.6 ft) Length: 9-12 meters (30-40 ft)

Weight: 6000 kilograms (6 tonne)

Location: Asia (Mongolia, China)



Help find all 15 hidden dinosaur words by searching forwards, down, and diagonally!

1. PYRORAPTORS
2. THERIZINOSAURUS
3. GIGA
4. TREX
5. ATROCIRAPTOR
6. DILOPHOSAURUS
7. BRACHIOSAURUS
8. BLUE
9. BETA
10. MOSASAURUS
11. PARASAUROLOPHUS
12. ALLOSAURUS
13. PTERANODON
14. SINOCERATOPS
15. TRICERATOPS




ANSWERS





# T. REX



Carefully connect all the dots together to reveal a dinosaur and then colour it in.



## TYRANNOSAURUS REX

Name meaning:

King of the Trant lizards

Diet: Carnivore

Length: 13.5 meters (40 feet), Height: 3.6 meters (12 feet)

Weight: 5500-8000 kilograms (5.5-8 tonnes)

Speed: Up to 12 miles per hour (Brisk walk)



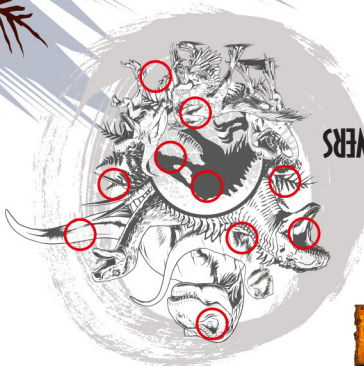
# DOT-TO-DOT



# DINOSAURS IN OUR WORLD



Spot all 10  
differences  
in these two  
images to win.



ANSWERS



## SPOT THE DIFFERENCE



# DINOSAURS IN OUR WORLD



CHECK OUT THE EXAMPLE BELOW!

Use the background, characters and accessories provided.

Print these pages out and glue them to cardboard. A cereal box would be ideal.

Then using a pair of scissors, carefully cut around the dotted lines.

Once everything is cut out, have fun making your own Jurassic World “adventure” scene.

When you are happy with your scene, you can glue them to the background.



CREATE YOUR OWN GROUP SCENE



TM & © 2021 UNIVERSAL STUDIOS  
& AMBLIN ENTERTAINMENT, INC.





# STAND BACK



TM & © 2021 UNIVERSAL STUDIOS  
& AMBLIN ENTERTAINMENT, INC.







ON THE LOOSE!






BACK OFF!


YOU'VE BEEN  
MARKED!

CLAWS  
OUT!





# ORIGAMI DIPLODOCUS



Follow the step-by-step diagram to make your own origami Diplodocus.



## DIPLODOCUS

Name meaning: Double beamed  
(Diplodocus)

Earthquake lizard/reptile  
(Seismosaurus)

Diet: Herbivore

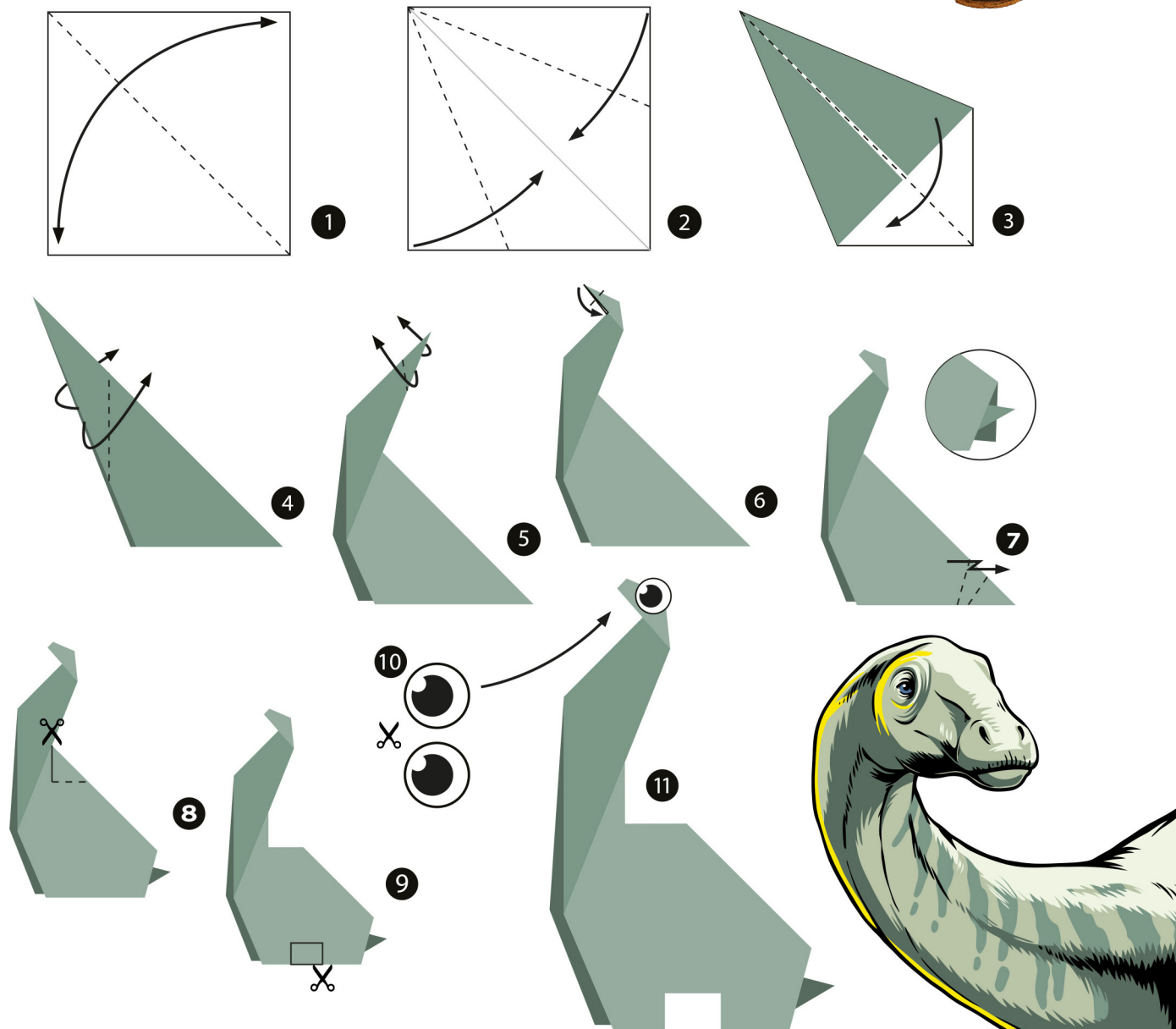
Length: 32.9 meters (108 feet)

Height: 5 meters (16.4 feet)

Weight: 10,000-16,000 kilograms

(10-16 tonnes)

Location: Western USA





# COLOUR IN

## DOOR HANGER

Print this page out and glue to cardboard. A cereal box would be ideal.

Then using a pair of scissors, carefully cut around the blue lines.

Once everything is cut out, have fun coloring in the door hanger and fold in half on the dotted line. Then you're ready to go!





# DINOSAUR COOKIE



## Make & Bake Gingerbread Sinoceratops

Follow the step-by-step instructions below to make your own tasty Gingerbread Sinoceratops. Have fun decorating them with icing, sprinkles and your favourite sweets.

- Makes About 6-10 (Depending On Cutter Size Used)
- Preparation Time: 30 Mins • Baking Time 15 Mins

### STEP 1

Pre-heat the oven to 180C/Gas 4. Put the flour, butter, ginger, cinnamon and bicarbonate of soda in a mixing bowl. Mix it all together with your fingertips until crumbly. Next add the egg, sugar and syrup and keep mixing until it's a nice firm pastry mix.

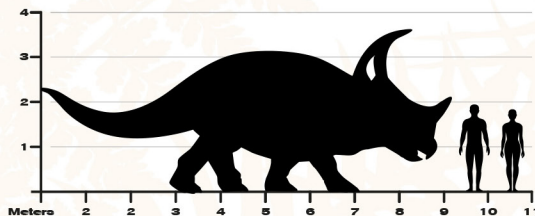
### STEP 2

Using a rolling pin, roll the pastry so it's about 5mm thick. Make sure the surface and rolling pin are well dusted in flour to avoid it sticking.

Using either a shop bought cutter or the one we have provided cut-out your Gingerbread Sinoceratops.

#### SINOCERATOPS

Name meaning: Chinese horn face  
Diet: Herbivore  
Length: 6 meters (20 feet)  
Height: 3 meters (10 feet)  
Weight: 2200-2500 kilograms (2.2-2.5 tonnes)  
Location: China



### TEMPLATE

You will need a Sinoceratops/Triceratops shaped pastry cutter, or you can cut out and use the guide we have included above. You can use this as a template for cutting your Gingerbread Sinoceratops by simply laying it on the dough and carefully cutting around the edges.


## INGREDIENTS

- 350g plain flour
- 100g butter
- 5 ½ teaspoons ground ginger
- 1 ½ teaspoons ground cinnamon
- 1 teaspoon bicarbonate soda
- 175g light brown soft sugar
- 4 tablespoons golden syrup
- 1 medium egg

### STEP 3

Place your cut out Gingerbread Sinoceratops on a greased or non-stick baking tray and place in the middle of the pre-heated oven.

Bake for about 15 minutes until golden brown. Cooking times may vary depending on your oven.



### STEP 4

Once your Gingerbread Sinoceratops are baked, carefully remove from the oven and allow to cool.

Once cooled, have fun spending time decorating them with icing, sprinkles and your favourite sweets.

### Note:

Please ask a parent/guardian permission and help with the pastry cutting and using the oven.

